

SLAT PUNCH
400 X 800 MM

R1



R2



R3



R4



11036

SLAT PUNCH
400 X 800 MM

R1

R2

R3

R4

11037



SLAT PUNCH
400 X 800 MM

R1



R2



R3



R4



11038

SLAT PUNCH
400 X 800 MM

R1

R2

R3

R4

11039

SLAT PUNCH
400 X 800 MM


R1

R2

R3

R4

11040



SLAT PUNCH
400 X 800 MM


R1



R2



R3




R4



11041

SLAT PUNCH
400 X 800 MM

R1



R2



R3



R4



11042

SLAT PUNCH
400 X 800 MM

R1



R2



R3



R4



11043

SLAT PUNCH
400 X 800 MM

R1



R2



R3



R4



11044

SLAT PUNCH
400 X 800 MM

R1



R2



R3



R4



11045

SLAT PUNCH
400 X 800 MM

R1

R1

R1

R1

11046



SLAT PUNCH
400 X 800 MM

R1

R1

R1

R1

11047

SLAT PUNCH
400 X 800 MM

R1

R1

R1

R1

11048

SLAT PUNCH
400 X 800 MM

R1

R1

R1

R1

11049

SLAT PUNCH
400 X 800 MM

R1



R2



R3



R4



11050

SLAT PUNCH
400 X 800 MM

R1



R2



R3




R1



11051

SLAT PUNCH
400 X 800 MM

R1



R2



R3



R4



11052

SLAT PUNCH
400 X 800 MM

R1



R2



R3



R1



11053

SLAT PUNCH
400 X 800 MM

R1



R2



R3



R1



11054